
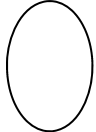
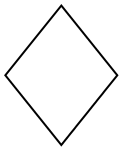

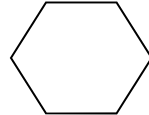


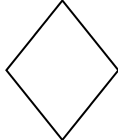


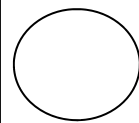
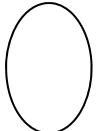
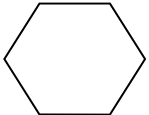




Name It! Board Game

START			1	H		2		F		FINISH
		5		L						
		A		6		V				G
E		8		N		B		3		M
4		J		C		Z		K		
		D		R				W		S
	9			7		T		10		P

Directions:

1. Gather items to use as game pieces.
2. Place game pieces on START.
3. Roll dice to see who goes first. Largest number begins the game.
4. Alternate rolling dice and moving game piece the number of squares rolled.
5. Name the letter, number or shape on each square you land on.
6. The first person to reach FINISH wins.